
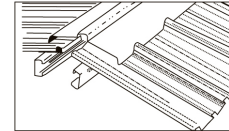
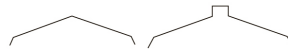


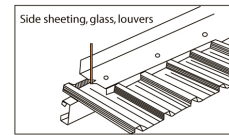
Pre-Painted ACCESSORIES



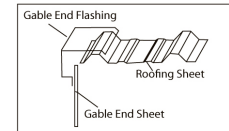
Ridges



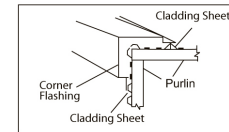
Apron Flashing



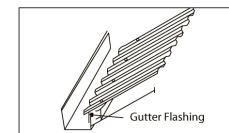
Barge Board (Gable End Flashing)



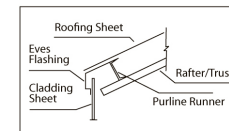
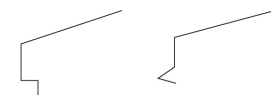
Corner Flashing



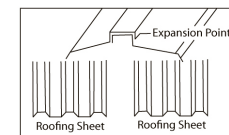
Gutter Flashing



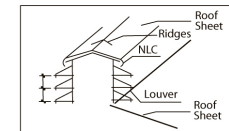
Eaves Flashing



Expansion Joint - In two pieces




S type Louvers

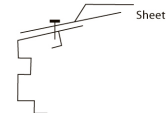




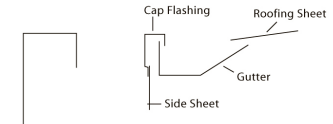
Wall Flashing



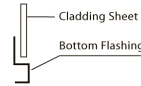
Facia Flashing



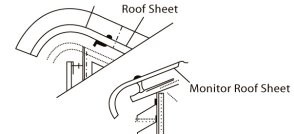
Cap Flashing



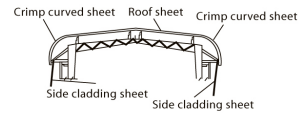
Cladding Bottom Flashing



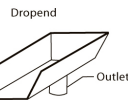
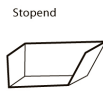
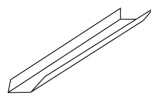
North Light Curve



Roof crimped curved sheet



EAVES Gutters



VALLEY Gutters

